



SUMMIT[®] 3000

LOW PROFILE *FLOOR SCALE*

applications

- Shipping and Receiving
- Manufacturing/Warehouse
- Material Handling
- Pallet Weighing
- General Purpose Weighing

features

- 2000 to 10,000 lbs. Capacities
- 3 X 3 to 5 X 5 Ft. Deck Sizes
- Only 3.6" Deck Height
- Welded Steel Construction
- Diamond Safety Tread Plate Deck
- SafeFoot[®] Leveling Feet
- Integral Summing/Junction Box
- 20 Ft. Indicator Interface Cable
- IP67 Environmental Sealing
- Two Year Warranty

SENTRAN, LLC
California Commerce Center
4355 Lowell Street
Ontario, CA 91761-2225

Toll Free: 1(888) 545-8988
Phone: 1(909) 605-1544
Fax: 1(909) 605-6305
Email: mail@sentranllc.com
URL: www.sentranllc.com



120 Digital Indicator



Shown With Wrap Around Ramps



NIST H-44 NTEP CERTIFIED "LEGAL-FOR-TRADE" LOAD CELLS

- CLASS III: 3,000D/Single and 5,000D/Multiple
- 1,000 Through 10,000 lbs. Load Cell Capacities in Steel or Stainless Steel

Weights and Measures Performance In An Industrial Floor Scale!

The Summit 3000[®] Series is a high performance, low profile floor scale weighing platform constructed of painted, welded structural steel and a diamond tread plate deck. The Summit 3000[®] Series is designed to accurately measure loads in capacities ranging from 2,000 lbs. Full Scale Capacity to 10,000 lbs Full Scale Capacity. The robust, IP67-sealed shear beam load cells readily tolerates angular, eccentric and side loading effects, with minimal sensitivity to these anomalies.

Combined with your choice of the Model 350 or KB3 indicators, the Summit 3000[®] Low Profile Platform Scale System is an accurate, durable, versatile, and dependable solution for all of your warehouse, manufacturing and material handling applications. The easy-to-install Summit 3000[®] Low Profile Platform Scale sits directly on the floor or other flat surface. Simply adjust the SafeFoot[®] leveling feet, connect the Digital Indicator, calibrate your system and you are ready to weigh.

Available options and accessories include stainless steel load cells, floor anchor plates, stainless steel leveling feet, WrapAround[®] approach ramps, floor stands for the digital indicators, and SideRail[®] perimeter guard brackets.



KB3 Digital Indicator

350 Digital Indicators



Innovative Measurement Solutions





Rugged

- Durable platform design withstands heavy industrial use.
- 200% overload capacity, 100% end-load capacity.
- Rated capacity of all four load cells is twice scale rated capacity.

100%
CUSTOMER
SATISFACTION
GUARANTEED

All Purpose

- Easy to install. Levels by adjusting the polyurethane rubber feet (no shimming). Easy to relocate. Install above or below ground.

Economical

- Superior value for process, counting or check weighing, when NTEP certification is not required.

Highest Quality

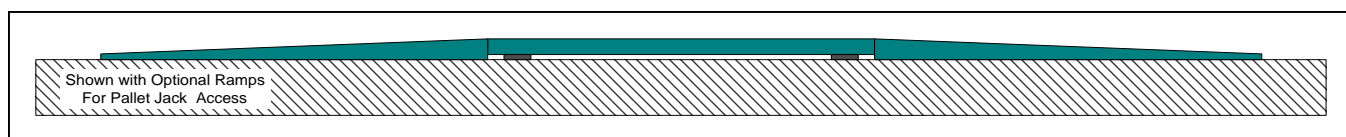
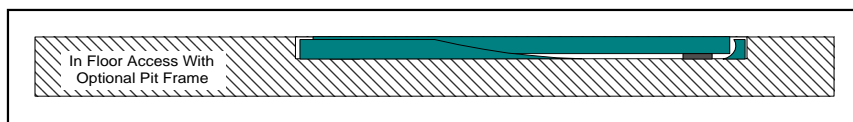
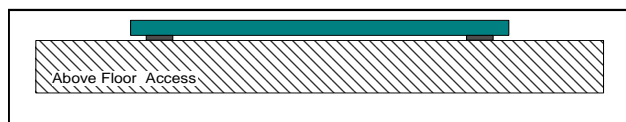
- Uses shear beam load cells; NTEP Certified
- All-Structural-Steel construction.

Accessories

- Access Ramps
- Pit Frames
- Bump Guards
- Forklift Channels
- NEMA 4X J Boxes
- Digital Indicators
- Indicator Stands

Options

- Stainless Steel
- Custom Sizes
- Smooth or Diamond Deck Plate



other scale products



Heavy Duty Bench Scales



Precision Counting Scales



Crane Scales



Portable Scales